

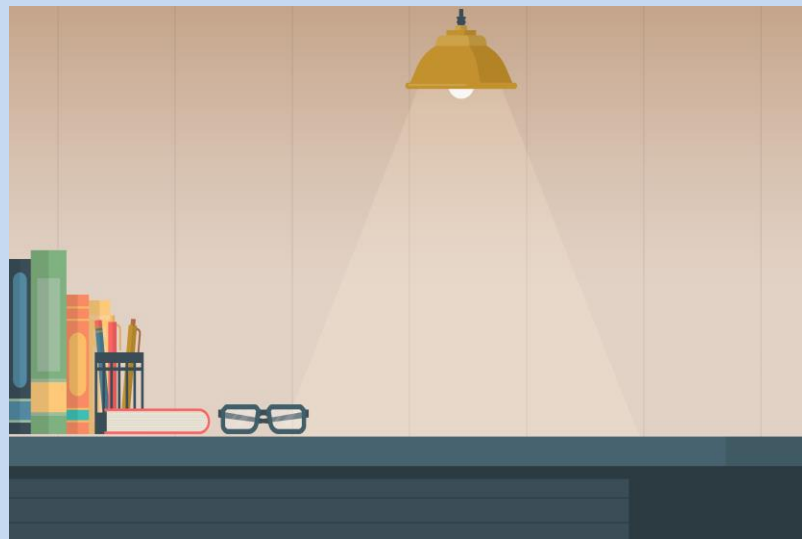
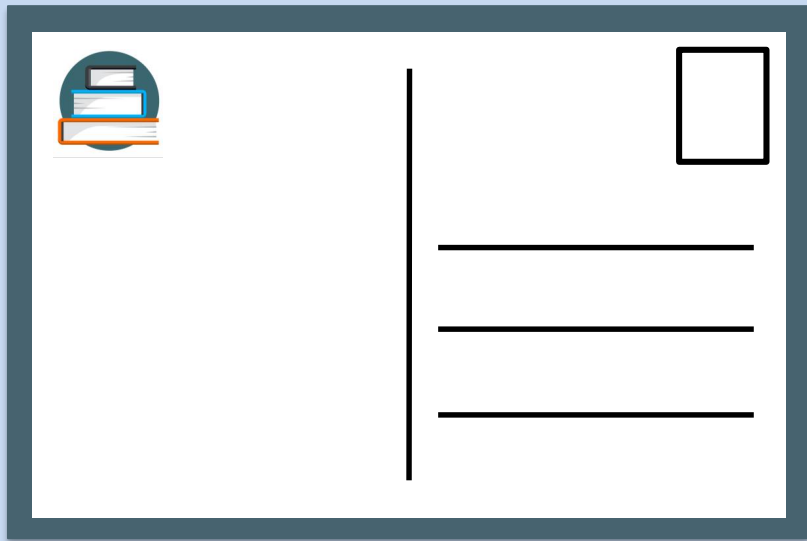
รายวิชา ภาษาอังกฤษ

Postcard 1

รหัสวิชา อ22101 ชั้นมัธยมศึกษาปีที่ 2

ผู้สอน สวรรยา อุดรพรหม

Postcard 1





จุดประสงค์การเรียนรู้



บอกส่วนประกอบของ Postcard ได้ถูกต้อง




อ่าน Postcard แล้วจับใจความสำคัญได้

ถูกต้อง

Activity



Jigsaw



ส่วนประกอบสำคัญของ Postcard

1

Dear Mum and Dad

2

I'm having a great time here in New York!
Aunt Eva has shown me everything- the
Statue of Liberty, the Brooklyn Bridge and
Central Park. I haven't taken a yellow taxi
yet but I really want to. It's sunny and hot
every day. Tomorrow we're going to watch
a show at a theatre on Broadway.

Wish you were here.

Love Ami

3

4



5

Susan&Ken Ford
42 Park Street
London
E7 3QE
UK



วิธีการเขียน Postcard

ส่วนที่ 1 Greeting คือ คำทักทาย มักจะต้นด้วยคำว่า Dear+ชื่อ

ส่วนที่ 2 Body คือ เนื้อความใน Postcard ทั้งหมด

ส่วนที่ 3 Farewell and Signature คำลงท้ายและลายมือชื่อ

ส่วนที่ 4 Postal Stamp คือ แสตมป์

ส่วนที่ 5 Recipient's Address คือ ชื่อและที่อยู่ผู้ส่ง



Useful Language for Writing a Postcard



Useful Language for Writing a Postcard

ในการเขียน Postcard เราจะใช้คำศัพท์และรูปประโยคเหมือนเวลาที่เราพูดกับเพื่อนหรือครอบครัว ซึ่งคำศัพท์ รูปประโยค และหัวข้อที่มักพบ ดังนี้

1. Greeting: - Hi. Hello.
2. The weather was - warm, hot, cold, cool, perfect, wet, humid, chilly, sunny, romantic and etc.
3. Yesterday we went - shopping.
- to the beach.
- to a Greek Restaurant.
- to Chinatown.
- to the aquarium.
etc.
4. Last night, we had dinner - in a fast food restaurant.
- in a nice Italian restaurant.
- in the park.
- with an Australian family.
etc.

ใบความรู้ที่ 27.1 เรื่อง การเขียน Postcard


5. The food we had was - delicious, okay, not bad, spicy, tasty, mouthwatering and etc.
6. Today we are going - fishing.
- to the beach.
- hiking.
- on a tour of the city.
- to a strawberry farm.
etc.
7. Tomorrow we are going - to have a quiet day.
- to go shopping.
- to relax.
- on a picnic.
etc.
8. Farewells: - Bye for now.
- Speak to you soon.
- Best wishes.
- Love.
etc.

หลักในการเขียน postcard

1. ข้อความสั้นกระชับ (short)

2. เนื้อหาเป็นไปในเชิงบวก (positive)

3. ใจความสามารถคาดเดาได้ในที่ (predictable in their content)



Activity : Pre-reading



Answer the questions



Pre-reading

1

Dear, Mum and Dad

2

I'm having a great time here in New York! Aunt Eva has shown me everything-the Statue of Liberty:the Brooklyn Bridge: and Central Park.I haven't taken a yellow taxi yet but I really want to.It's sunny and hot every day.Tomorrow we're going to watch a show at a theatre on Broadway.
Wish you were here.

Love, Ami

3



4

Susan&Ken Ford
42 Park Street
London
E7 3QE
UK

5



Activity : Pre-reading

Who wrote this postcard?

(Ami)



Activity : Pre-reading

Whom did the writer write to?

(Mum and Dad)



Activity : Pre-reading

What **greeting words** did
the writer use?

(Dear)



Activity : Pre-reading

What farewell words did
the writer use?

(Love)



Activity : Pre-reading

Where did the writer send
this postcard to?

(London, UK)



While-reading



1

Dear, Mum and Dad

2

I'm having a great time here in New York! Aunt Eva has shown me everything- the Statue of Liberty: the Brooklyn Bridge: and Central Park. I haven't taken a yellow taxi yet but I really want to. It's sunny and hot every day. Tomorrow we're going to watch a show at a theatre on Broadway.

Wish you were here.

Love, Ami

3



4

Susan & Ken Ford
42 Park Street
London
E7 3QE
UK

5



ใบงานที่ 27.1

เรื่อง Pre-reading: Postcard

Directions: Read the postcard and then answer the following questions.

1. Does Ami have a good time?

2. Where does she go?


3. Who take her to visit the places?

4. Does she want to take a yellow taxi?

5. What is the weather like?

6. What is she going to do tomorrow?

Directions: Read the
postcard and then answer
the following questions.



ใบงานที่ 27.1

เรื่อง Pre-reading: Postcard

Directions: Read the postcard and then answer the following questions.

1. Does Ami have a good time?

2. Where does she go?

3. Who take her to visit the places?

4. Does she want to take a yellow taxi?

5. What is the weather like?

6. What is she going to do tomorrow?

1. Does Ami have a good
time?

Yes, she does.



2. Where does she go?

She goes to New York, U.S.A



3. Who take her to visit the places?

Her aunt, Eva



4. Does she want to take
a yellow taxi?

Yes, she does.



5. What is the weather like?

It's sunny and hot.



6. What is she going to do tomorrow?

She's going to watch a show at a theatre on Broadway.



ใบงานที่ 27.2

เรื่อง Exercise : Postcard

A. Directions: Identify the parts of the postcard by writing A-E into each box.

A. Greeting

B. Body

C. Farewell and Signature

D. Postal Stamp

E. Recipient's Address

1. = _____

I'm holiday in London. There are lots of things to see and do! On Monday we saw Big Ben. On Tuesday we went on London Eye. On Wednesday we saw Tower Bridge. On Thursday we went on a big red bus. On Friday we went to a park. On Saturday we saw Buckingham Palace, but we didn't see the queen! Today is Sunday-it's time to go home.

See you soon!

Love Lucy

2. = _____



3. = _____

Mrs Jones
24 New Street
Cardiff
CF1 4SC

4. = _____

Dear Grandma,

5. = _____

B. Directions: According to the postcard, answer 'True' of 'False'.

- _____ 1. Lucy saw Big Ben on Tuesday.
- _____ 2. Lucy went on London Eye and saw Tower Bridge on Tuesday.
- _____ 3. Lucy went on a big red bus on Thursday.
- _____ 4. Lucy went to a park on Friday.
- _____ 5. Lucy saw the queen at Buckingham Palace.
- _____ 6. Lucy will go home on Sunday.
- _____ 7. Lucy is holiday in London alone.

ใบงานที่ 27.2

เรื่อง Exercise : Postcard

A. Directions: Identify the parts of the postcard by writing A-E into each box.

A. Greeting

B. Body

C. Farewell and Signature

D. Postal Stamp

E. Recipient's Address

ใบงานที่ 27.2

เรื่อง Exercise : Postcard

A. Directions: Identify the parts of the postcard by writing A-E into each box.

A. Greeting

B. Body

C. Farewell and Signature

D. Postal Stamp

E. Recipient's Address

1. = _____

I'm holiday in London. There are lots of things to see and do! On Monday we saw Big Ben. On Tuesday we went on London Eye. On Wednesday we saw Tower Bridge. On Thursday we went on a big red bus. On Friday we went to a park. On Saturday we saw Buckingham Palace, but we didn't see the queen! Today is Sunday-it's time to go home.

See you soon!

Love Lucy

2. = _____



3. = _____

Mrs Jones
24 New Street
Cardiff
CF1 4SC

4. = _____

Dear Grandma,

5. = _____

B. Directions: According to the postcard, answer 'True' of 'False'.

- _____ 1. Lucy saw Big Ben on Tuesday.
- _____ 2. Lucy went on London Eye and saw Tower Bridge on Tuesday.
- _____ 3. Lucy went on a big red bus on Thursday.
- _____ 4. Lucy went to a park on Friday.
- _____ 5. Lucy saw the queen at Buckingham Palace.
- _____ 6. Lucy will go home on Sunday.
- _____ 7. Lucy is holiday in London alone.

1. I'm on holiday in London. There are lots of things to see and do! On Monday we saw Big Ben. On Tuesday we went on London Eye. On Wednesday we saw Tower Bridge. On Thursday we went on a big red bus. On Friday we went to park. On Saturday we saw Buckingham Palace, but we didn't see the queen! Today is Sunday-it's time to go home



Body

2. See you soon!
Love, Lucy

**Farewell
And Signature**

3.



Postal



ใบงานที่ 27.2

เรื่อง Exercise : Postcard

B. Directions: According to the postcard, answer 'True' of 'False'.

F

1. Lucy saw Big Ben on Tuesday.

F

2. Lucy went on London Eye and saw Tower Bridge on Tuesday.

T

3. Lucy went on a big red bus on Thursday.

F

4. Lucy went to the park on Friday.

T

5. Lucy saw the queen at Buckingham Palace.

T

6. Lucy will go home on Sunday.

F


7. Lucy is on holiday in London alone.


Create your own
“postcard”






Postcard





สรุปความรู้

วิธีการเขียน Postcard



วิธีเขียน Postcard

- ส่วนที่ 1 Greeting
- ส่วนที่ 2 Body
- ส่วนที่ 3 Farewell and Signature
- ส่วนที่ 4 Postal Stamp
- ส่วนที่ 5 Recipient's Address

