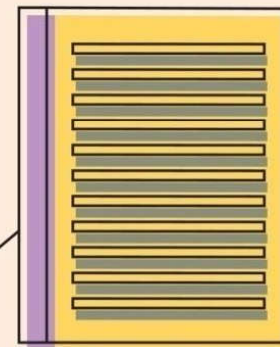


รายวิชา ภาษาอังกฤษ

รหัสวิชา อ14101
ชั้นประถมศึกษาปีที่ 4
ผู้สอน วนิดา หวลวงศ์

เรื่อง Places In My School

A B C



2

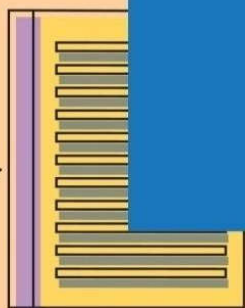
ABC



Unit2 : School Life

เรื่อง Around My School

(Places In My School)




ABC

Fill the letters in the words.

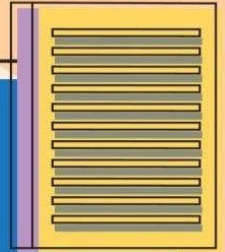
1. _ i _ _ a _ _

2. _ o _ _ u _ e _ _ o o _

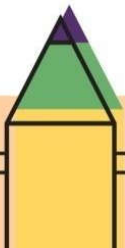
3. _ _ i e _ _ e _ a _



จุดประสงค์การเรียนรู้



1. ออกเสียงและบอกความหมาย คำศัพท์ /ประโยค
เกี่ยวกับสถานที่ในโรงเรียนได้
2. ถามและให้ข้อมูลเกี่ยวกับสถานที่ในโรงเรียนได้





Let's play game

“ Guess the places.”

Guess the places.



A




B



C

Guess the places.




D



E



F



Guess the places.



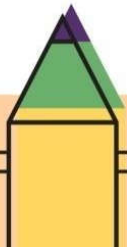
G




H



I





Vocabulary



school

Vocabulary

school



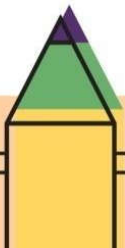
hall

Vocabulary

school
hall



office




Vocabulary


school
hall
office



Computer Room



Vocabulary



school

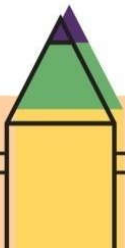
hall

office


Computer Room



gym



Vocabulary



school

hall


office

Computer Room

gym



Music Room



Vocabulary

school / Music Room

hall

office

Computer Room

gym



English Lab

Vocabulary

school / Music Room

hall / English Lab

office

Computer Room

gym



Science Lab

Vocabulary

school / Music Room

hall / English Lab

office / Science Lab

Computer Room

gym



Art Room

Vocabulary


school / Music Room

hall / English Lab

office / Science Lab

Computer Room

gym / Art Room



toilet

Vocabulary

school / Music Room

hall / English Lab

office / Science Lab

Computer Room


gym / Art Room

toilet



classroom

What is this place?




1.....



2.....



3.....



What is this place?



4.....




5.....



6.....

What is this place?




7.....




8.....



9.....




Where do you study Thai?




In the classroom.

I study Thai in the classroom.




Where do you study English?




In the English Lab.

I study English in the English Lab.




Where do you study science?



In the Science Lab

I study science **in the Science Lab.**



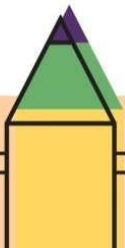

ใบงาน: Places

(Welcome to my school


ขั้นตอนการทำกิจกรรม

1. ดูภาพสถานที่และเขียนชื่อใต้ภาพ
2. ครูและนักเรียนร่วมกันเฉลยคำตอบ

Instructions: Name these places.



Welcome to my school




1.....



2.....



3.....



Welcome to my school



4.....




5.....



6.....

Welcome to my school




7.....




8.....



9.....



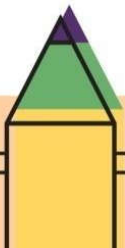
ใบงานที่ 2 Special Rooms



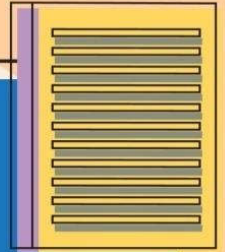
ขั้นตอนการทำกิจกรรม

1. ศึกษาประโยค 1-6 และเขียนหมายเลขของประโยคลงใน □ ให้ภาพที่มีความหมายตรงกัน
2. ครูเฉลยคำตอบ
3. จับคู่อ่านออกเสียงประโยค 1 -6


Instructions: Read the sentences and number.




Special Rooms




- 1.The students sing, dance and play music here.
- 2.We use the Internet in this room.
- 3.My best friend wants to be a scientist. She likes studying in this room.
- 4.We can play games and sports here.
- 5.This room is for practicing English.
- 6.This room is for drawing and painting pictures.




Special Rooms



- 1.The students sing, dance and play music here.
- 2.We use the Internet in this room.
- 3.My best friend wants to be a scientist. She likes studying in this room.
- 4.We can play games and sports here.
- 5.This room is for practicing English.
- 6.This room is for drawing and painting pictures.

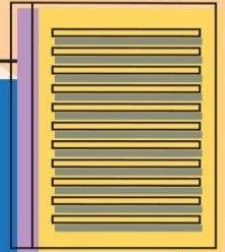


Special Rooms

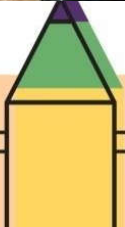


1. The students sing, dance and play music here.
2. We use the Internet in this room.
3. My best friend wants to be a scientist. She likes studying in this room.
4. We can play games and sports here.
5. This room is for practicing English.
6. This room is for drawing and painting pictures.

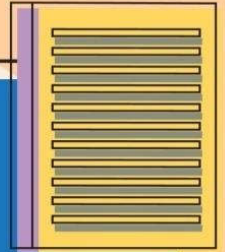
Special Rooms



- 1.The students sing, dance and play music here.
- 2.We use the Internet in this room.
- 3.My best friend wants to be a scientist. She likes studying in this room.
- 4.We can play games and sports here.
- 5.This room is for practicing English.
- 6.This room is for drawing and painting pictures.



Special Rooms



- 1.The students sing, dance and play music here.
- 2.We use the Internet in this room.
- 3.My best friend wants to be a scientist. She likes studying in this room.
- 4.We can play games and sports here.
- 5.This room is for practicing English.
- 6.This room is for drawing and painting pictures.

