

รายวิชา ภาษาอังกฤษ

รหัสวิชา อ16101


ชั้นประถมศึกษาปีที่ 6

เรื่อง Eating Out

ครูผู้สอน ครูอัญชลี สุวรรณบุตร



Eating Out



Objectives

The students are able to

read the names of food on a menu.

make a conversation about ordering food.



LET'S READ: Menu

soup



Chicken soup




Mushroom soup



Vegetable soup

bread and salad



Garlic bread



Shrimp & Fresh
Fruit Salad

Chicken Salad

STARTERS

MAIN COURSE

DRINKS

LET'S READ: Menu

sandwich



Ham and Cheese sandwich




Tuna and egg salad sandwich

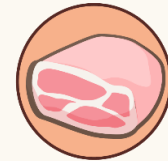
pizza



Beef, mushroom & onion pizza



Beef, chicken & pork pizza



Vegetarian pizza



Ham, cheese & pineapple pizza

STARTERS

MAIN COURSE

DRINKS

LET'S READ: Menu

burger 

Cheese burger

Beef burger

cold drinks 



Orange juice



Apple juice



Lemon tea

Mineral water

soft drinks

Cola

STARTERS

MAIN COURSE

DRINKS

LET'S READ: Menu

dessert



Vanilla ice cream



Chocolate ice cream



Banana pancake

Menu

Starters

Soup

Chicken Soup	THB 60
Mushroom Soup	THB 60
Vegetable Soup	THB 50

Bread and Salad

Garlic Bread (3 pcs)	THB 35
Shrimp & Fresh Fruit Salad	THB 80
Chicken Salad	THB 70

Main Course

Sandwiches

Ham & cheese sandwiches	THB 75
Tuna & egg salad sandwiches	THB 95

Pizza (1 pc)

Beef, mushroom & onion Pizza	THB 120
Chicken & Pork Pizza	THB 100
Vegetarian Pizza	THB 100
Ham, cheese & Pineapple Pizza	THB 100

Burger

Cheese burger	THB 100
Beef burger	THB 150

Cold Drinks

Orange juice	THB 35
Apple juice	THB 35
Lemon Tea	THB 40
Mineral Water	THB 30

Soft Drinks

Coke, 7-up, Fanta	THB 30
-------------------	--------

Dessert

Vanilla/chocolate Ice Cream	THB 80
Banana Pancake	THB 50



คำศัพท์

Starter – อาหารเรียกน้ำย่อย

Main course – อาหารจานหลัก

Garlic bread – ขนมปังกระเทียม

Mushroom – เห็ด

Beef – เนื้อวัว

Mineral water – น้ำแร่

Vegetarian pizza – พิซซ่ามังสวิรัติ

Ham, cheese & pineapple pizza – พิซซ่าหมูแฮม เนย สับปะรด

Shrimp & fresh fruit salad – สลัดกุ้งและผลไม้สด

"Ordering Food" Dialogue



Hello. Can I help you?

Yes, I'd like to have lunch.



Would you like to have a starter?


Yes, I'd like to have mushroom soup, please.





And what would you like to have for the main course?

I'd like to have cheese burger.



Would you like anything to drink?


Yes, I'd like to have a glass of cola.





Can I bring you anything else?

No, Thank you.



After a moment

I'd like to have the bill, please.




Certainly.



That's hundred and ninety baht.

Here you are. Thank you very much.



You're welcome. Have a nice day.

Thank you, same to you.



สรุป

- *Can I help you?* ใช้ถามในกรณีที่เรา
จะให้ความช่วยเหลือ
- ถ้าเราต้องการสั่งอาหารหรือเรียกเก็บเงิน
จะใช้ประโยค
I'd like to have the bill please.

WORKSHEET2: Eating Out

Instructions: Complete the dialogue by using the sentences a-g given below. Then practice speaking.



WORKSHEET2: Eating Out

- a. You're welcome. Have a nice day.
- b. That's hundred and eighty baht.
- c. Can I help you?
- d. Can I bring you anything else?
- e. What would you like to have for the main course?
- f. Would you like to have a starter?
- g. Would you like anything to drink?

Dialogue Reading

You are going to have lunch in a restaurant. Read the following dialogue. Order the food.

Waiter: Hello. 1.....

You: Yes. I'd like to have lunch.

Waiter: 2.....

You: Yes, I'd like to have a bowl of chicken soup, please.

Waiter: And 3.....

You: I'd like to have cheese burger.

Waiter: 4.....

You: Yes, I'd like to have a glass of Cola.

Dialogue Reading

Waiter (After Kitty having her lunch): 5.....

You: No, thank you. But I'd like to have the bill, please.

Waiter: Certainly.

(After a moment)

Waiter: 6.....

You: Here you are. Thank you very much.

Waiter: 7.....

You: Thank you, same to you.

Assignments

- **Worksheet 2: Eating Out**
- **Do role play: Make your own conversation and practice with your partner.**

