

รายวิชา ภาษาอังกฤษ


รหัสวิชา อ14101

ชั้นประถมศึกษาปีที่ 4

ผู้สอน วนิดา หวลวงศ์

เรื่อง Giving Advice

A B C



ABC

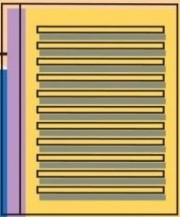
Unit 3 Healthy Living

เรื่อง What's the matter?

Giving Advice



What's the matter?



What's the matter? What's the matter?

What's the matter?

I am sick.


What's the matter?

Are you OK? I am sick today.

Oh! No!




จุดประสงค์การเรียนรู้



- 1.นักเรียนสามารถออกเสียงคำศัพท์ ประโยคที่เกี่ยวข้องกับการให้คำแนะนำได้
2. นักเรียนสามารถบอกความหมายคำศัพท์ประโยคที่ใช้สนทนาสอบถามเกี่ยวกับอาการเจ็บป่วยและคำแนะนำได้



จุดประสงค์การเรียนรู้

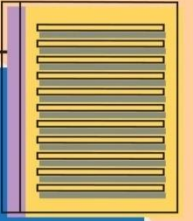


3. นักเรียนสามารถเลือกคำแนะนำที่เหมาะสมสำหรับ
อาการเจ็บป่วยได้



4. นักเรียนสามารถพุดถามตอบเกี่ยวกับอาการเจ็บป่วย
และการให้คำแนะนำได้



Review: Role playing



illness



a stomachache / a cold / a toothache / a sore throat/ a headache





Read the sentence.

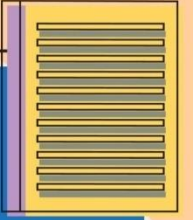
What's the matter with you?

I have got _____.

I'm sorry to hear that.



Giving Advice



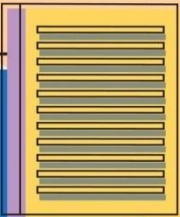
take a rest

go to see a dentist

go to see a doctor



Giving Advice

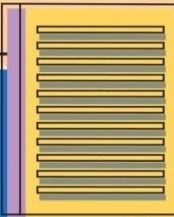


take some medicine

drink a lot of water



Conversation 1



Bob: What's the matter with you?

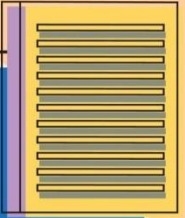
Tom : I have got a cold.

Bob : I'm sorry to hear that.

You should go to see a doctor.



Conversation 2




Bob: What's the matter with you?

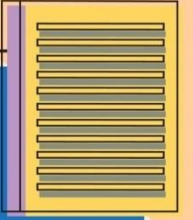
Tom : I have got a

Bob : I'm sorry to hear that.

You should.....



Conversation 3




Bob: What's the matter with you?

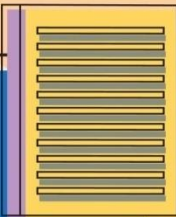
Tom : I have got a

Bob : I'm sorry to hear that.

You should.....



Conversation 4



Bob: What's the matter with you?

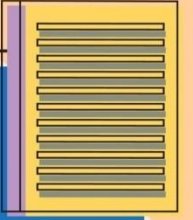
Tom : I have got a



Bob : I'm sorry to hear that.

You should.....

Conversation 5




Bob: What's the matter with you?

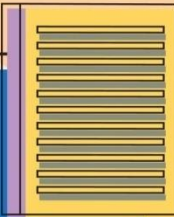
Tom : I have got a

Bob : I'm sorry to hear that.

You should.....



Conversation 6



Bob: What's the matter with you?

Tom : I have got a cold.

Bob : I'm sorry to hear that.

You should go to see the doctor.



Hospital.



Kids vocabulary - Health Problems - hospital play - Learn English for kids


Conversation



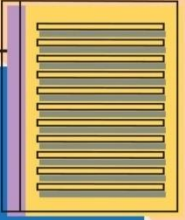
Doctor: What's the matter with you?

Tom : I have got a cold.

Doctor: Take a rest. I hope you get better soon.



Hospital



Doctor: What's the matter with you?

I have

a headache

Doctor: I hope you get better soon.



Hospital

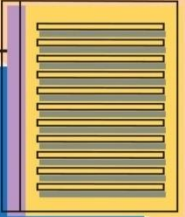


a sore throat

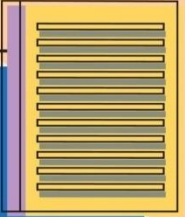
Doctor: What's the matter with you?

I have got

Doctor: I hope you get better soon.



Hospital



a toothache

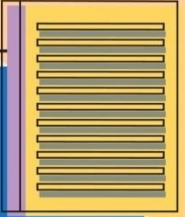
Doctor: What's the matter with you?

I have got..... .

Doctor: I hope you get better soon.



Hospital



a cold

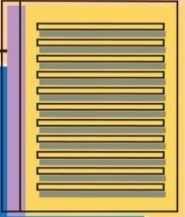
Doctor: What's the matter with you?

I have

Doctor: I hope you get better soon.



Hospital



a stomachache

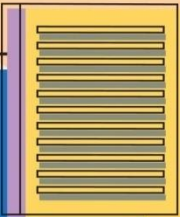
Doctor: What's the matter with you?

I have

Doctor: I hope you get better soon.



ใบงาน Giving Advice



Instructions: Fill in the blank with the correct advice given.

เขียนคำแนะนำที่กำหนดให้ลงในช่องว่างให้ถูกต้อง

take a rest go to see a doctor go to see a dentist

take some medicine

drink a lot of water



Fill in the blank with the correct advice given.

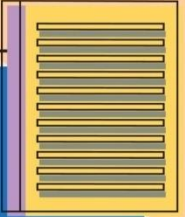


Jane: What's the matter with you?

Susan: I have got a cold.

Jane: I'm sorry to hear that.

You should



Fill in the blank with the correct advice given.



Kate: What's the matter with you?

Sandy: I have got a headache.

Kate: I'm sorry to hear that.

You should

Fill in the blank with the correct advice given.

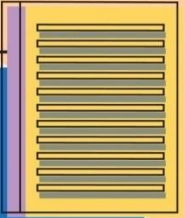


Jane: What's the matter with you?

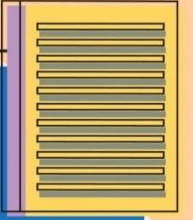
Sam: I have got a sore throat.

Jane: I'm sorry to hear that.

You should



Fill in the blank with the correct advice given.



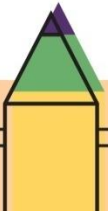
Kate: What's the matter with you?



Tom: I have got a toothache.

Kate: I'm sorry to hear that.

You should



Fill in the blank with the correct advice given.



Kate: What's the matter with you?

Tom: I have got a stomachache.

Kate: I'm sorry to hear that.

You should

