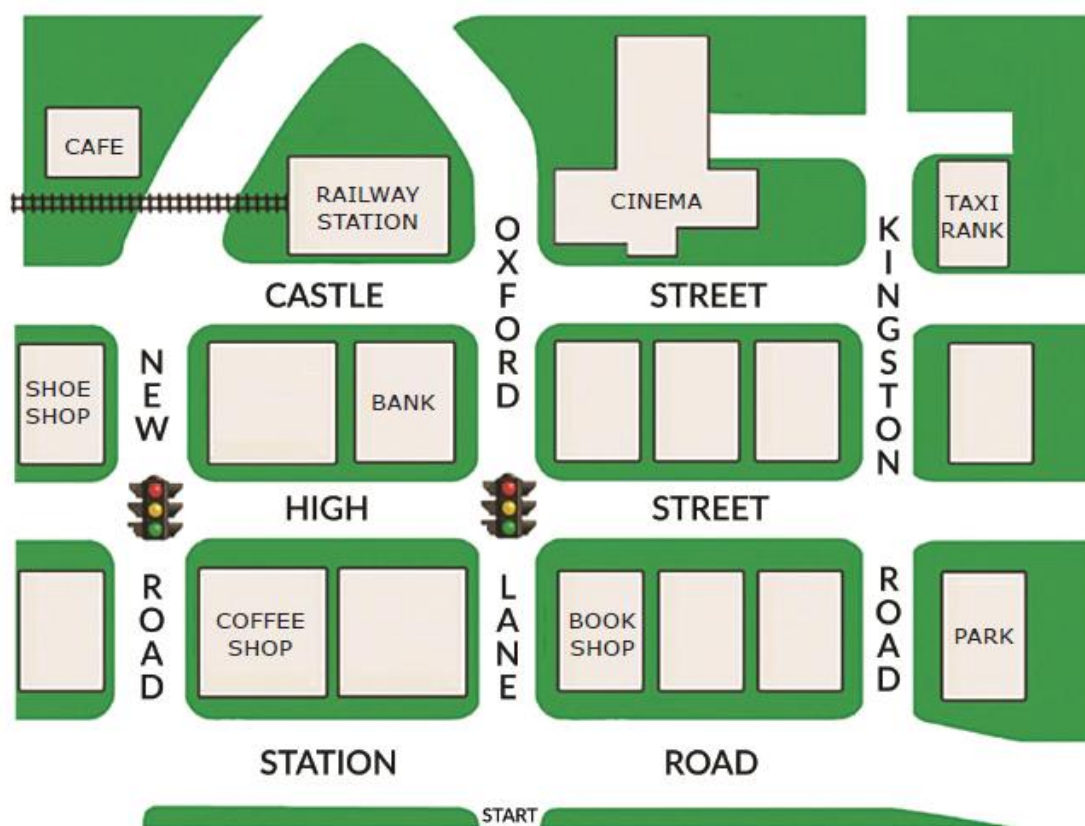


ใบงานที่ 25.1 เรื่อง Treasure Hunt  
หน่วยการเรียนรู้ที่ 3 แผนการจัดการเรียนรู้ที่ 25 เรื่อง Heroes' Mission II  
รายวิชา ภาษาอังกฤษ อ23102 ภาคเรียนที่ 2 ชั้นมัธยมศึกษาปีที่ 3

## Treasure Hunt

1. Divide students into pairs (A and B).
2. Give each student a corresponding A or B worksheet.
3. Tell the students not to share their worksheet to their partner.
4. Draw the students' attention to the "Useful language" box on the worksheet and review the language for asking and giving directions with the class.
5. Next, tell the students that they are going to give directions from the 'start' position located at the bottom of the map.
6. Students then take it in turns to ask their partner for directions to the places shown on their worksheet.
7. When the student has found the place, they mark the place on the map.
8. When both students have been given directions to all nine places, they compare their maps and see if they marked the locations correctly.

## Student A



Ask your partner for directions to:

- the pet shop
- the library
- the zoo
- the gym
- the town hall

Mark the location each place on your map.

### Useful language:

Excuse me, where's the ...?

How do I get to ...?

Go straight...

Turn left/right at the junction/ the traffic lights.

Go past...

Go over the junction.

Walk/Go along the road until...

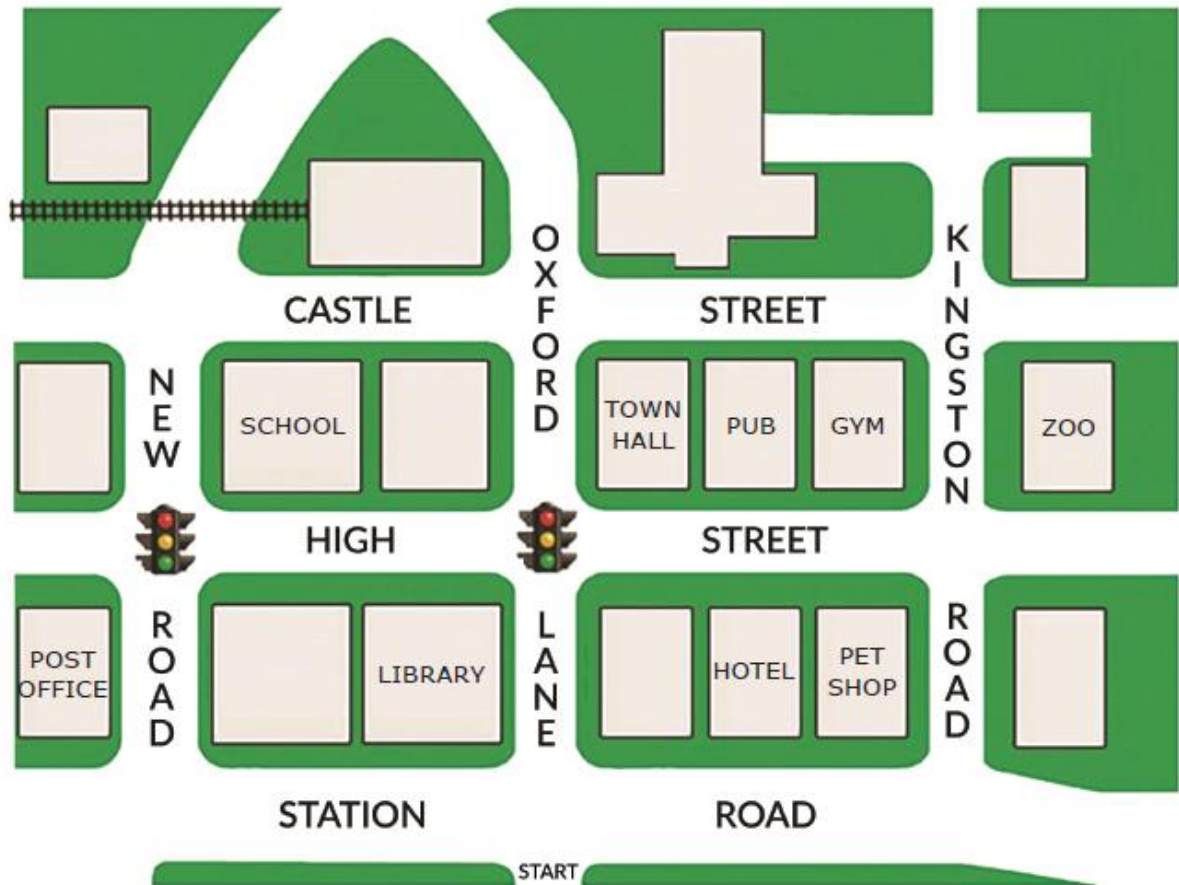
The ... is on your left/right.

It's opposite...

It's next to ...

It's between ... and ...

## Student B



Ask your partner for directions to:

- the railway station
- the taxi rank
- the bank
- the shoe shop
- the cinema

Mark the location each place on your map.

### Useful language:

Excuse me, where's the ...?

How do I get to ...?

Go straight...

Turn left/right at the junction/ the traffic lights.

Go past...

Go over the junction.

Walk/Go along the road until...

The ... is on your left/right.

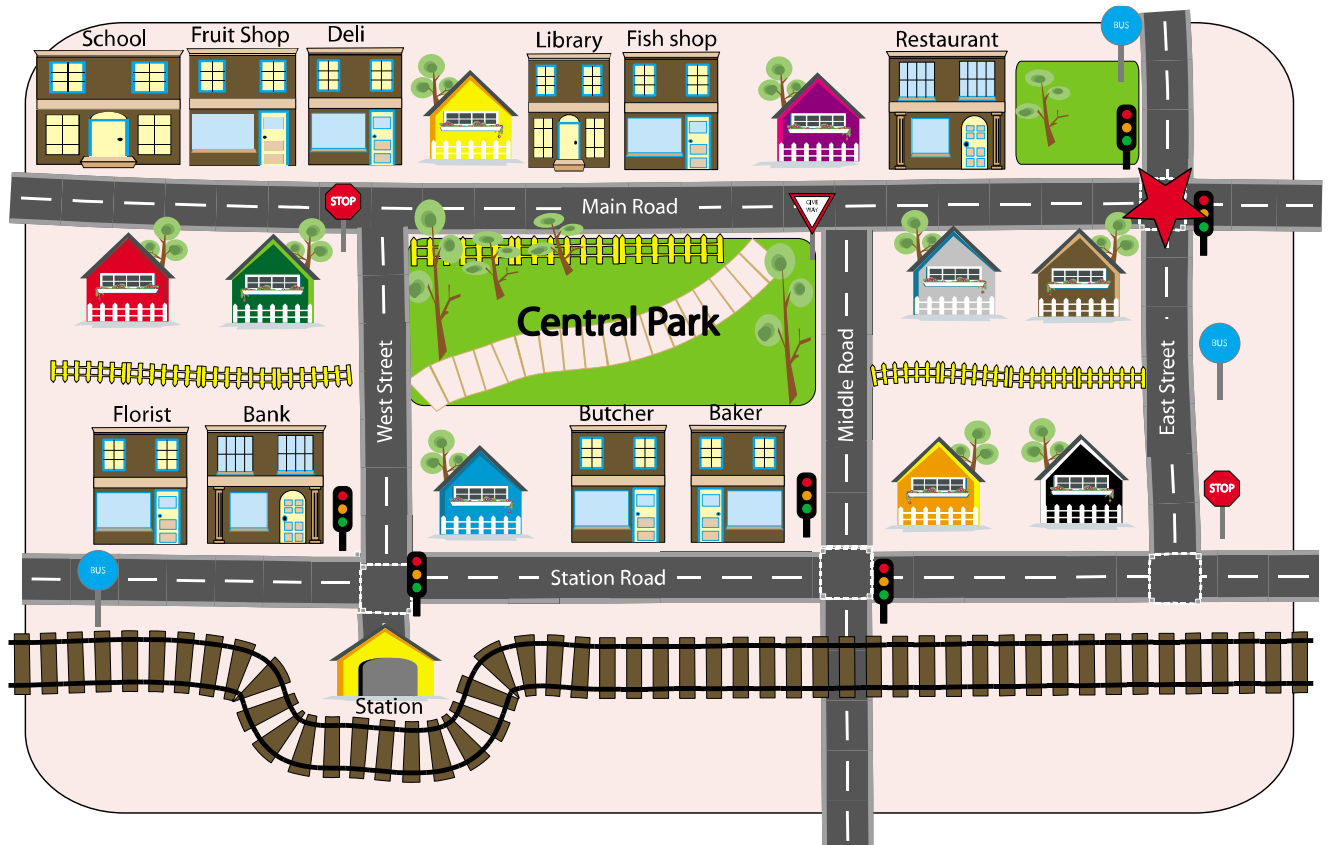
It's opposite...

It's next to ...

It's between ... and ...

ใบงานที่ 25.2 เรื่อง Give and follow instructions  
หน่วยการเรียนรู้ที่ 3 แผนการจัดการเรียนรู้ที่ 25 เรื่อง Heroes' Mission II  
รายวิชา ภาษาอังกฤษ อ23102 ภาคเรียนที่ 2 ชั้นมัธยมศึกษาปีที่ 3

## Directions



**Give and Follow instructions.**

**1. Look at the map above.**

**Follow the instructions to Mary's House.**









**Use a pencil or a pen to draw a line to Mary's house.**

**How to get to Mary's house.**

1. Start at the Star.
2. Go down main Road and go past the restaurant, the fish shop and the library.
3. Turn left into West Street and go towards the station.
4. Mary's House is on the left in front of the station.



### How do you get to these houses?

 John's house	1.
 Mohamed's house	2.
 Kim's house	3.
 Gustav's house	4.
 Meron's house	5.
 Ying's house	6.
 Takahiro's house	7.
 Fatima's house	8.