

รายวิชา ภาษาอังกฤษ

# Same or Different

รหัสวิชา อ22102 ชั้นมัธยมศึกษาปีที่ 2

ครูผู้สอน สวรรยา อุดรพรหม



# Unit 1

## People Identification





Same  
or  
Different

# จุดประสงค์การเรียนรู้



ฟังบทสนทนาแล้วเติมคำลงในช่องว่าง

และจับใจความสำคัญได้





# Activity 20 Seconds





## Activity: 20 Seconds

1. Write the adjectives that we use to describe the appearance.





## Activity: 20 Seconds

2. Write the adjectives that we use to describe both positive and negative personality.





## Activity: 20 Seconds

3. Write the adjectives that use to describe only positive personality.







## Activity: 20 Seconds

4. Write the adjectives that use to describe only negative personality.





# Understanding Vocabulary



**similar**

looking or being  
almost, but not  
exactly, the same:





**obviously**

easy to understand  
or see:



**mean**

to show something  
such as an idea,  
thought, or fact

A close-up photograph of two people shaking hands. The person on the left is wearing a white shirt, and the person on the right is wearing a dark long-sleeved shirt. The background is blurred, showing what appears to be a meeting table with a laptop and some papers.

**each other**

used to show that each person in a group of two or more people does something to the others



**prefer**

to like, choose, or  
want one thing  
rather than another



**company**


the person or people you are with:






**countryside**

land not in towns

A young boy and girl are lying on their stomachs on a lush green lawn. The boy, on the left, is wearing a bright yellow-green t-shirt and blue shorts. The girl, on the right, is wearing a blue and white striped dress. They are both smiling and holding hands. The scene is captured from a high angle, looking down at the children. The background is a vast expanse of green grass.

**independent**

not controlled in any  
way by other people




**suppose**

to think that  
something is  
likely to be true

A photograph showing two men in silhouette, facing each other and talking. They are positioned in the foreground, with a bright sunset or sunrise in the background. The sky is a mix of orange, yellow, and light blue. In the distance, a cityscape with buildings is visible. The overall mood is warm and intimate.

**in common**

in the same way as  
someone or something:



# Worksheet 9.1


## Understanding Vocabulary

- a. similar
- b. obviously
- c. mean
- d. each other
- e. prefer
- f. company
- g. countryside
- h. independent
- i. suppose
- j. in common

- \_\_\_\_\_ 1. land not in towns
- \_\_\_\_\_ 2. easy to understand or see:
- \_\_\_\_\_ 3. to think that something is likely to be true
- \_\_\_\_\_ 4. the person or people you are with:
- \_\_\_\_\_ 5. in the same way as someone or something:
- \_\_\_\_\_ 6. looking or being almost, but not exactly, the same:
- \_\_\_\_\_ 7. not controlled in any way by other people
- \_\_\_\_\_ 8. to show something such as an idea, thought, or fact
- \_\_\_\_\_ 9. to like, choose, or want one thing rather than another
- \_\_\_\_\_ 10. used to show that each person in a group of two or more people does something to the others



Let's check  
the answers.



- a. similar
- b. obviously
- c. mean
- d. each other
- e. prefer
- f. company
- g. countryside
- h. independent
- i. suppose
- j. in common

- g 1. land not in towns
- b 2. easy to understand or see:
- i 3. to think that something is likely to be true
- f 4. the person or people you are with:
- j 5. in the same way as someone or something:
- a 6. looking or being almost, but not exactly, the same:
- h 7. not controlled in any way by other people
- c 8. to show something such as an idea, thought, or fact
- e 9. to like, choose, or want one thing rather than another
- d 10. used to show that each person in a group of two or more people does something to the others







# Worksheet 9.2

## Filling in the Gaps



ใบงานที่ 9.2 เรื่อง Filling in the Gaps  
หน่วยที่ 1 แผนการจัดการเรียนรู้ที่ 9 เรื่อง Same or Different  
รายวิชา ภาษาอังกฤษ รหัส อ22102 ภาคเรียนที่ 2 ชั้นมัธยมศึกษาปีที่ 2

Directions : Listen to the conversation and fill the missing words in the blanks.

Kevin: Is that your sister - the girl over there?

Maria: Yes, that's my sister Catherine. How did you know?

Kevin: You look \_\_\_\_\_.

Maria: Do you think so?

Kevin: Yes, I mean, obviously you have different hair. Hers is \_\_\_\_\_, yours is brown.

Maria: And Catherine's isn't \_\_\_\_\_, like mine.

Kevin: No, but your faces are the same.

Maria: I don't think so. Her \_\_\_\_\_ are a different color to mine. Hers are blue, mine are \_\_\_\_\_.

Kevin: I'm not talking about eye color. I mean, the \_\_\_\_\_ of your faces. Her face is \_\_\_\_\_ than yours, yes, but you have the same mouths, and the same \_\_\_\_\_.

Maria: I don't think I look like her. She's much \_\_\_\_\_ than me.

Kevin: Maybe, but she isn't any \_\_\_\_\_.

Maria: No.

Kevin: Are your personalities the same?

Maria: No! We're nothing like each other! Catherine's much more \_\_\_\_\_ than me. She has lots of friends. I'm quieter. I prefer my own \_\_\_\_\_. She's bossier too. I suppose it's because she's \_\_\_\_\_ than me.

Kevin: You must have some things \_\_\_\_\_.

Maria: Well, we both like music, and the countryside, and we're both \_\_\_\_\_. I suppose we have those things in common. What about you? Do you have a brother or a sister...?



# สื่อเสียงนี้ใช้เพื่อการศึกษาเท่านั้น

ขอขอบคุณสื่อเสียง

Listening: Describing people

โดย Exam English ✓

จาก [https://www.examenglish.com/A2/A2\\_listening\\_describing\\_people.htm](https://www.examenglish.com/A2/A2_listening_describing_people.htm)





Let's see  
the script

Check your  
understanding



**Kevin:** Is that your sister - the girl over there?

**Maria:** Yes, that's my sister Catherine.

How did you know?

**Kevin:** You look similar.

**Maria:** Do you think so?

**Kevin:** Yes, I mean, obviously you have different hair. Hers is blonde, yours is brown.

**Maria:** And Catherine's isn't curly, like mine.



Kevin: No, but your faces are the same.

Maria: I don't think so.

Her eyes are a different color to mine.

Hers are blue, mine are green.

Kevin: I'm not talking about eye color.

I mean, the shape of your faces.

Her face is longer than yours, yes,  
but you have the same mouths, and  
the same noses.



**Maria:** I don't think I look like her.

She's much slimmer than me.

**Kevin:** Maybe, but she isn't any taller.

**Maria:** No.

**Kevin:** Are your personalities the same?

**Maria:** No! We're nothing like each other!

Catherine's much more outgoing than me.

She has lots of friends. I'm quieter.

I prefer my own company.





She's bossier too. I suppose it's because she's older than me.

**Kevin:** You must have some things in common.

**Maria:** Well, we both like music, and the countryside, and we're both independent. I suppose we have those things in common. What about you? Do you have a brother or a sister...?



# Homework




Maria

Same

Different

Catherine





# บทเรียนครั้งต่อไป

## เรื่อง My Profile



### สิ่งที่ต้องเตรียม

1. บัตรคำศัพท์
2. ใบความรู้ที่ 10.1
3. ใบงานที่ 10.1-10.2
4. กระดาษ A4 พร้อมสี

