

รายวิชา ภาษาอังกฤษ

รหัสวิชา อ16101 ชั้นประถมศึกษาปีที่ 6

เรื่อง Plants

ครูอัญชลี สุวรรณบุตร

Plants



Objectives

- ☐ Pronounce the words correctly
- ☐ Parts of Plants
- ☐ Things plants need to grow

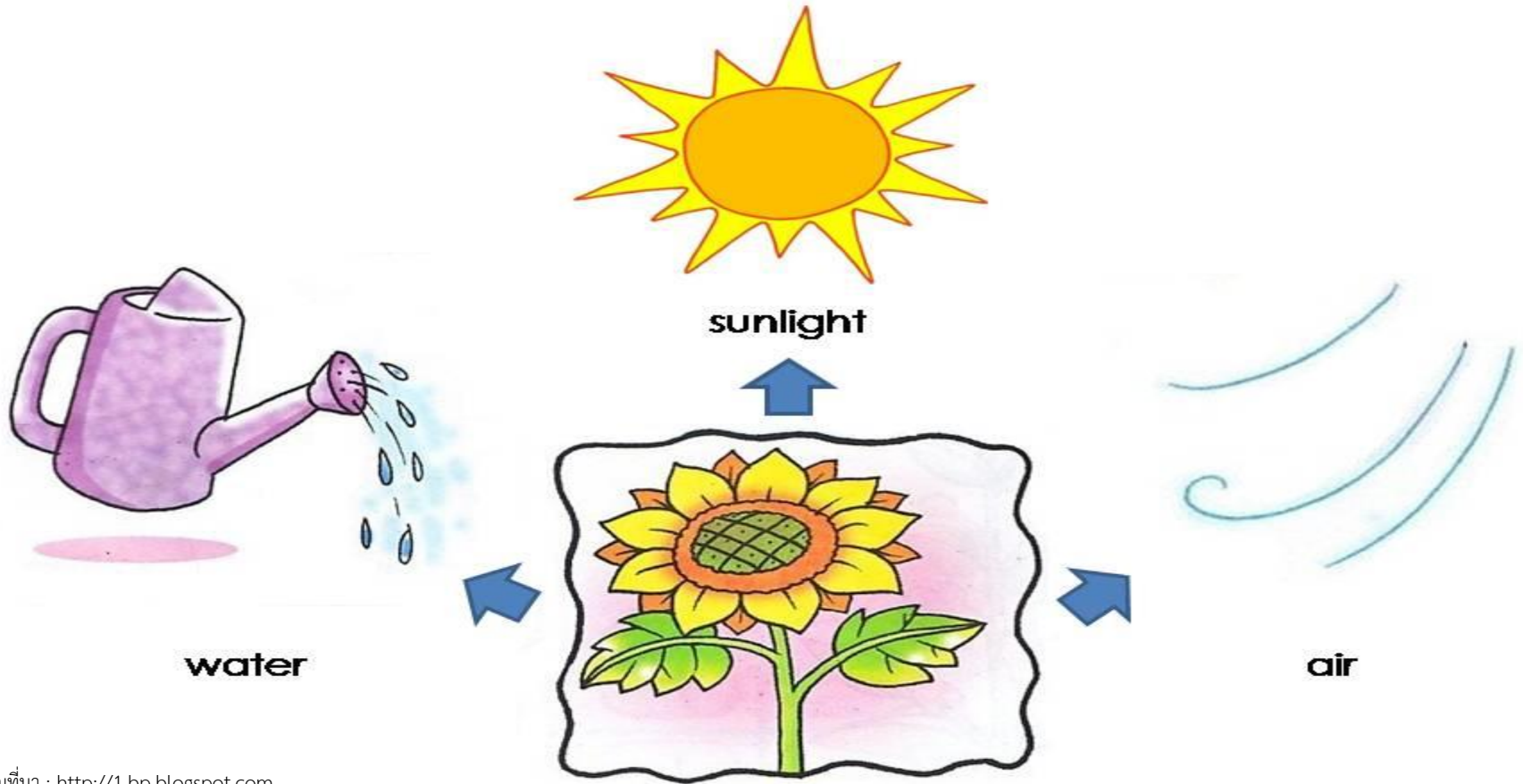


What things do plants
need to grow?

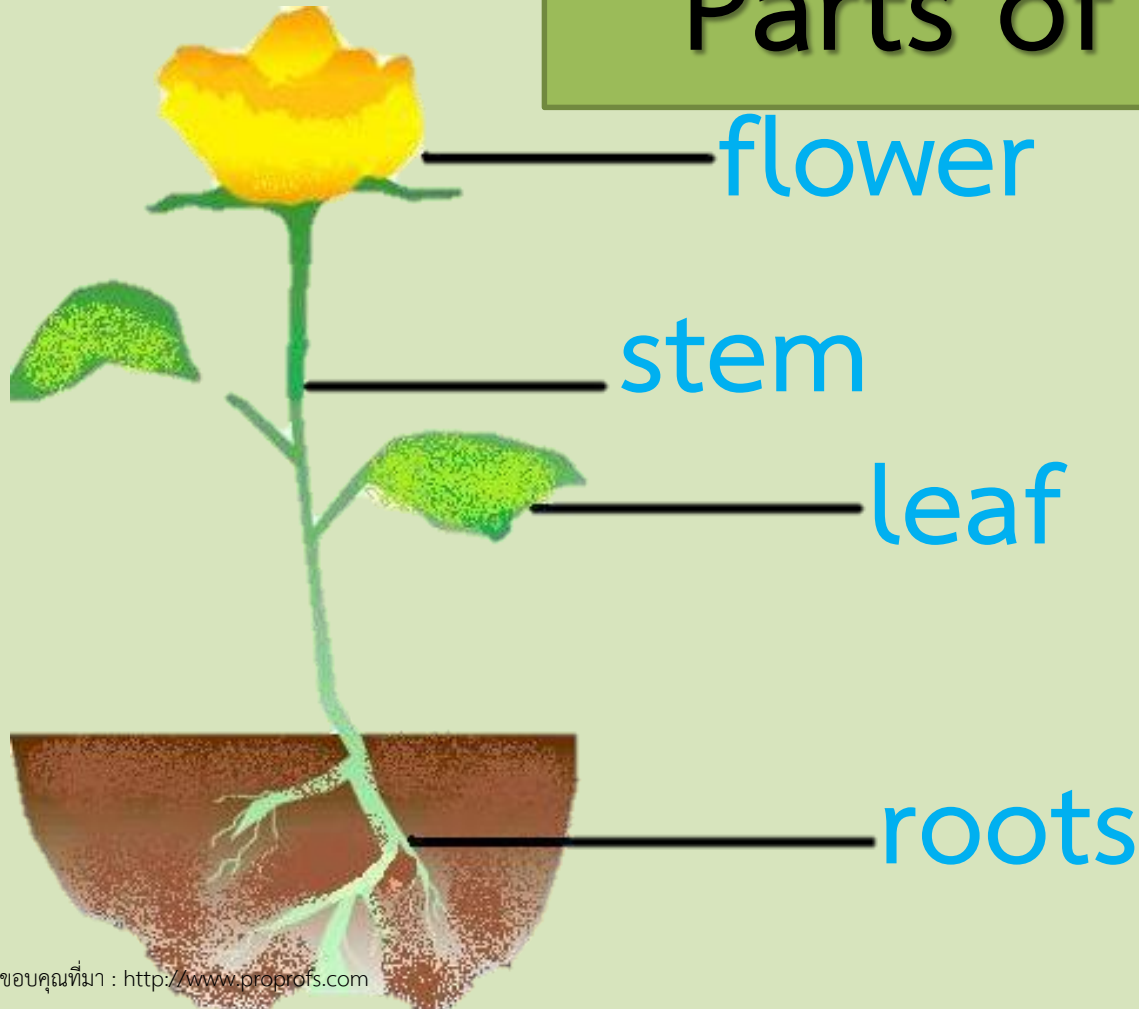
ENG



Basic Needs Of Plants



Parts of Plants



Activity


Instructions: Work in group,
complete the story.

ENG




Read it !

“The Lucky Seed”



A long time ago, a farmer took a big bag of seeds to sell at the market.





Today if you visit the countryside, you can see the tree.

It is big and strong and now makes seeds of its own.




Many years of sunshine and rain passed.


The seed became a plant and then the plant became a tree.



Suddenly, his cart's wheel hit a big stone. Bump! One of the seeds fell out of the bag and onto the hot, dry ground. (suddenly = ทันทีทันใด)





“I’m scared!” said the seed. “I need to be safe under the soil.” Just then a buffalo walked on the seed and pushed it into the ground.




That evening a hungry bird tried to eat it. But the seed had roots to help it stay in the ground.



The next day it had its first leaf. This helped it to catch sunlight and grow.



"I'm thirsty!" said the seed. "I need some water to help me grow." Just then, it started to rain. (thirsty = กระหาย, started = เริ่ม)



The next morning the seed had a little green shoot. All day it sat in the sun and grew taller and taller. (grew taller = สูงขึ้น)

A long time ago, a farmer took
a big bag of seeds to sell at the
market.

Suddenly, his cart wheel hit a big stone. Bump!

One of the seeds fell out of the bag and onto the hot, dry ground.

“I’m scared!” said the seed. “I need to be safe under the soil.

Just then a buffalo walked on the seed and pushed it into the ground.

“I’m thirsty!” said the seed.

“I need some water to help me grow.”

Just then, it started to rain.

The next morning the seed had
a little green shoot.

All day it sat in the sun and
grew taller and taller.

The next day it had its first
leaf.

This helped it catch sunlight
and grow.

That evening a hungry bird
tried to eat it.

But the seed had roots to help
it stay in the ground.

Many years of sunshine and rain passed. The seed became a plant and then the plant became a tree.

Today if you visit the countryside, you can see the tree. It is big and strong and now makes seeds of its own.

ใบงาน My Lucky Seed

Instructions: Read the story
and tick the things, plants
need to grow.

ENG



A.

Instructions: Read the story and tick the things plants need to grow.

water

☐

juice

☐

air

☐

heat

☐

birds

☐

light

☐

a farmer

☐

soil

☐

It started to rain, and the next morning the seed had a little green shoot.

The next day it had its first leaf. This helped it to catch sunlight and grow.

1

One day, a seed fell out of a bag and onto the hot, dry ground.

Many years of sunshine and rain passed.

Now it is big and strong and makes seeds of its own.

A buffalo walked on the seed and pushed it into the ground.

One day, a bird tried to eat it. But the seed had roots to help it stay in the ground.

The seed became a plant and then the plant became a tree.

A.

Instructions: Read the story and tick the things plants need to grow.

water



juice



air



heat



birds



light



a farmer



soil



3

It started to rain, and the next morning the seed had a little green shoot.

4

The next day it had its first leaf. This helped it to catch sunlight and grow.

1

One day, a seed fell out of a bag and onto the hot, dry ground.

6

Many years of sunshine and rain passed.

8

Now it is big and strong and makes seeds of its own.

2

A buffalo walked on the seed and pushed it into the ground.

5

One day, a bird tried to eat it. But the seed had roots to help it stay in the ground.

7

The seed became a plant and then the plant became a tree.



Conclusion

Plants need....

- Water
- Soil
- Air
- Sunlight



Parts of Plant

