

รายวิชา ภาษาอังกฤษ


รหัส อ14101

ชั้นประถมศึกษาปีที่ 4

ผู้สอน วนิดา หวลวงศ์

เรื่อง **Things in my classroom (2)**

A B C





Unit2

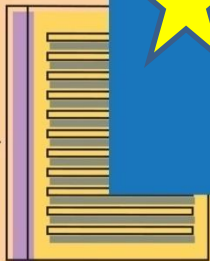
School Life



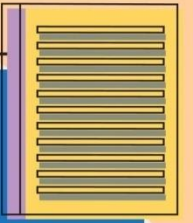
เรื่อง My Classroom



Things in My Classroom(2)



A shapes song for children



<https://www.youtube.com/watch?v=WTeqUejf3D0>

Review



a blackboard



a book

a crayon



a map




a sharpener



a notebook



a schoolbag



Review



a computer



an eraser



a radio



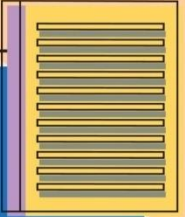
a pen



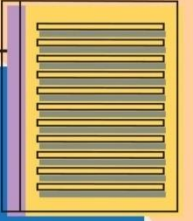
scissors



a ruler



Answer the questions.



What is **this**?



It is **a book**.

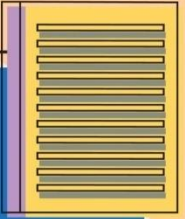


What are **these**?

They're **books**.



Answer the questions.



What is **that**?

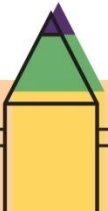


It is **a book**.

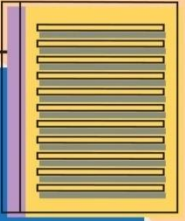


What are **those**?

They're **books**.



What color is it?



pink

blue

yellow

pink

green

red

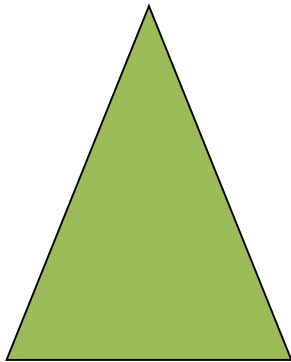
orange



What shape is it?




square




triangle




oval



round

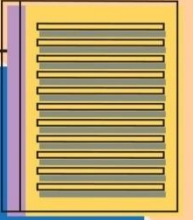


What size is it?



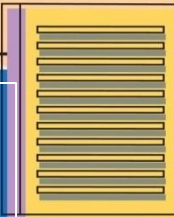
small

big




A: What is this?

brown/white/
green/yellow

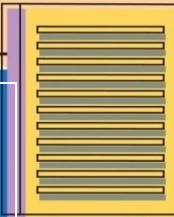


B: It's a balloon.




A: What colour is it?

brown/white/
green/yellow



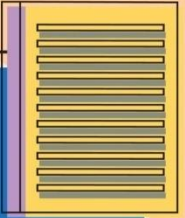
B: It's blue.

B: It's




A: What shape is it?

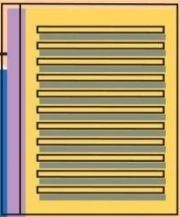
(round /triangle/oval)



B: It's **round**.




A: What size is it? (big/ small)



B: It's big.




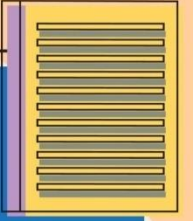
จุดประสงค์การเรียนรู้



1. ออกเสียงและบอกความหมาย คำศัพท์/
ประโยคเกี่ยวกับรูปร่าง ขนาดและสีได้
2. ถามและตอบเพื่อบอกรูปร่าง สี ขนาดของ
สิ่งต่าง ๆ ได้



Vocabulary



star



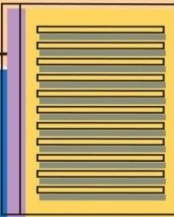
heart



coloured pencils



Answer the question.




T: This is a star.

Ss: What shape is it?

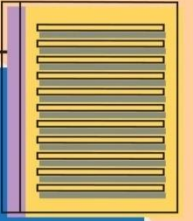
Ss: "Star" It's star.

T: What colour is it?

Ss : It's yellow.



Ask and answer.



Answer the question.

1. What is this?



a. It's a shapener.

2. What colour is it?

3. What shape is it?

4. What size is it?

b. It's big.

c. It's blue.

d. It's square.



Answer the question.

1. What is this?



a. It's the moon.

2. What colour is it?

3. What shape is it?

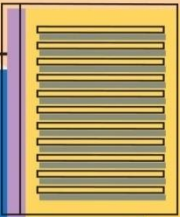
4. What size is it?

b. It's big.

c. It's yellow

d. It's round.

Answer the question.



1. What is this?



a. It's a basket.

2. What colour is it?

4. What size is it?

b. It's big.

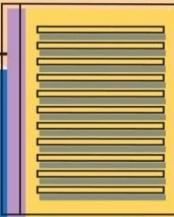
3. What shape is it?

c. It's brown.

d. It's oval.



Answer the question.



1. What is this?



a. It's a tent.

2. What colour is it?

3. What shape is it?

4. What size is it?

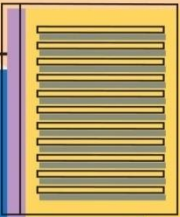
b. It's big.

c. It's yellow.

d. It's triangle.



ใบงานที่ 1 Listen, Write and Colour



ใบงานที่ 1 ขั้นตอนการทำกิจกรรม

1. ดูภาพและประโยค ข้อ 1-8
2. ฟังประโยคจากครู แล้วเขียนคำที่หายไปลงในประโยคข้อ 1-8
3. ระบายสีลงในวงกลมให้ถูกต้อง

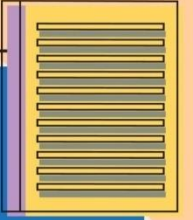
Instructions: Write a word under each picture..



ใบงานที่ 1 Listen, Write and Colour



Listen and write then colour them.



1. Theis green.

2. Theis white.

3. The..... is black.

4. Theis brown.

5. The..... is pink.



6. The..... are yellow.

7. The are blue.


8. The..... are red.




Listen and write then colour them.




1.....



2.....




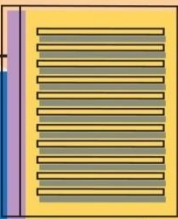
3.....




4.....




Listen and write then colour them.




5.....



6.....



7.....



8.....

