

รายวิชา ภาษาอังกฤษ

รหัสวิชา อ13101

ชั้นประถมศึกษาปีที่ 3

ผู้สอน ครูปิยะวรรณ รุ่งอยู่ทอง

เรื่อง **Time**

ENG

Hello!

A

B

C

จุดประสงค์

1. ออกเสียงคำศัพท์และประโยคเกี่ยวกับเวลาได้
2. บอกความหมายคำศัพท์และประโยคเกี่ยวกับเวลาและช่วงเวลาได้
3. อ่านและให้ข้อมูลเกี่ยวกับเรื่องที่อ่านได้
4. พูดให้ข้อมูลเกี่ยวกับเวลาได้



Bingo (Numbers)

Number-Bingo 1

X

one 1	seven 7	sixteen 16	thirteen 13	six 6	twenty 20
fifteen 15	ten 10	nine 9	twelve 12	one 1	two 2
two 2	eight 8	four 4	one 1	seven 7	eight 8
three 3	nineteen 19	twenty 20	four 4	nineteen 19	eleven 11
twelve 12	one 1	two 2	fourteen 14	nine 9	three 3
one 1	seven 7	eight 8	one 1	six 6	

Number-Bingo 2

X

twelve 12	twenty 20	three 3	one 1	thirteen 13	fifteen 15
two 2	ten 10	nine 9	eighteen 18	two 2	fourteen 14
nineteen 19	eight 8	four 4	twelve 12	eleven 11	four 4
eight 8	seven 7	twelve 12	fifteen 15	nine 9	thirteen 13
eleven 11	twenty 20	five 5	seventeen 17	fourteen 14	eleven 11
	ten 10	eleven 11	twenty 20	seven 7	two 2

Play!

Bingo (Numbers)

Number-Bingo 1

X

one 1	seven 7	sixteen 16	thirteen 13	six 6	twenty 20
fifteen 15	ten 10	nine 9	twelve 12	one 1	two 2
two 2	eight 8	four 4	one 1	seven 7	eight 8

three 3	nineteen 19	twenty 20	four 4	nineteen 19	eleven 11
twelve 12	one 1	two 2	fourteen 14	nine 9	three 3
one 1	seven 7	eight 8	one 1	six 6	eighteen 18

Number-Bingo 2

X

twelve 12	twenty 20	three 3	one 1	thirteen 13	fifteen 18
two 2	ten 10	nine 9	eighteen 18	two 2	fourteen 14
nineteen 19	eight 8	four 4	twelve 12	eleven 11	four 4

eight 8	seven 7	twelve 12	fifteen 15	nine 9	thirteen 13
eleven 11	twenty 20	five 5	seventeen 17	fourteen 14	eleven 11
three 3	ten 10	eleven 11	twenty 20	seven 7	two 2



Numbers

1-5	6-10
one = 1	six = 6
two = 2	seven = 7
three = 3	eight = 8
four = 4	nine = 9
five = 5	ten = 10

o!



Numbers

11-15	16-20
eleven = 11	sixteen = 16
twelve = 12	seventeen = 17
thirteen = 13	eighteen = 18
fourteen = 14	nineteen = 19
fifteen = 15	twenty = 20

o!

Time



clock


ABC

hour hand

minute hand

second hand

Hello!



A : What time is it?

B : It's o'clock.

Hello!

ABC




A : What time is it?

B : It's o'clock.

Hello!


ABC



A : What time is it?

B : It's o'clock.

Hello!




A : What time is it?

B : It's o'clock.

Hello!

ABC



A : What time is it?

B : It's o'clock.

Hello!


ABC



It's o'clock.

Hello!




ABC



It's o'clock.

Hello!

Time of day



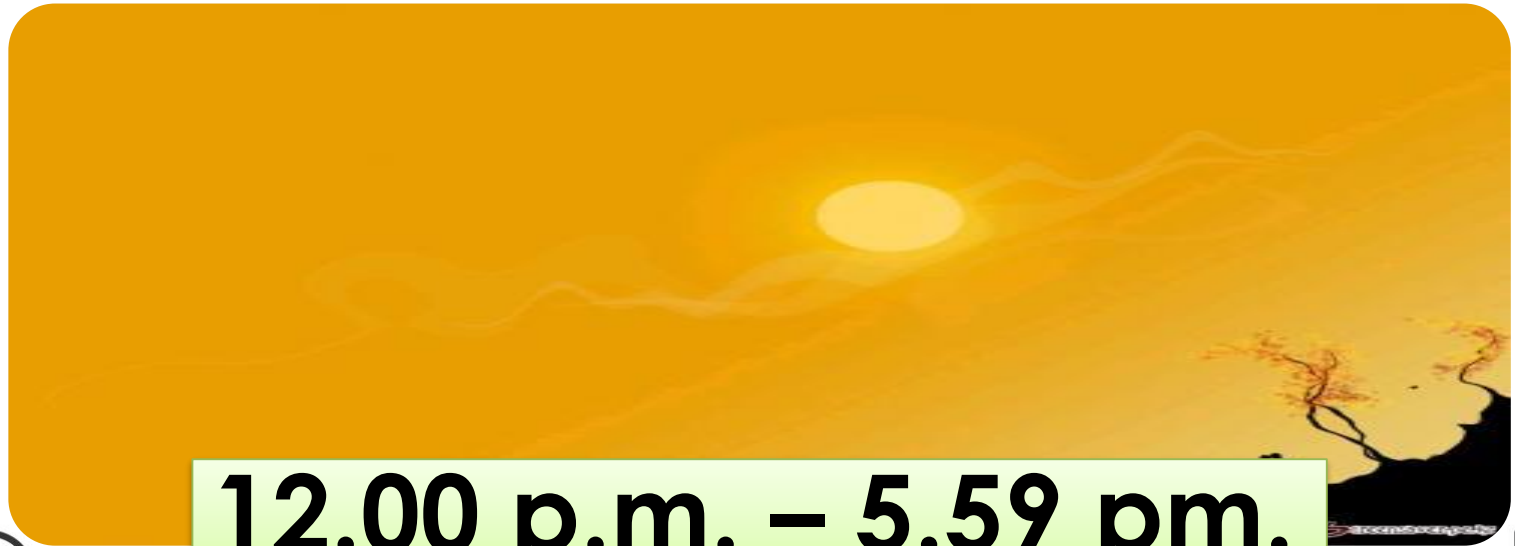
in the morning



5.00 a.m. – 11.59 a.m.



in the afternoon



12.00 p.m. – 5.59 pm.

in the evening



6.00 pm. – 8.59 pm.

at night



9.00 pm. – 4.59 am.






Time of day

1. **clock** = นาฬิกา
2. **in the morning** = ในตอนเช้า
3. **in the afternoon** = ในตอนเที่ยง
4. **in the evening** = ในตอนเย็น
5. **at night** = ตอนกลางคืน

Hello!




time

I go shoppingo'clock

.....**time of day** .

o!




I go shoppingo'clock
.....

o!

การใช้ at / in

at → ใช้บอกการระบุเวลาที่เจาะจง การบอกชั่วโมง นาที
เช่น at six o'clock (หกนาฬิกา)


in → ใช้กับช่วงเวลาของวัน (in แปลว่า ใน)
เช่น in the morning (ในตอนเช้า)



I play footballo'clock

.....

o!



I play pianoo'clock

.....

o!











Write the Thai sentence and the English sentence in the box.
 เขียนประโยคไทยและประโยคภาษาอังกฤษในช่อง

Write the Thai sentence and the English sentence in the box.

1. Write the Thai sentence and the English sentence in the box.

2. Write the Thai sentence and the English sentence in the box.

Instructions: Look, read and put ✓ or X.

.....1			I go shopping at two o'clock in the afternoon.
.....2			I play volleyball at four o'clock in the afternoon.
.....3			I go to bed at eight o'clock at night.
.....4			I watch TV at seven o'clock in the evening.
.....5			I go swimming at five o'clock in the afternoon.

Hello!

ABC

ใบงานที่ 1 What Time Do You Get Up?

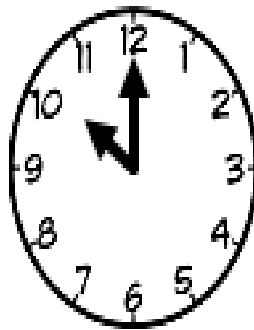
ขั้นตอนการทำกิจกรรม

1. ดูภาพและอ่านข้อความบรรยายภาพ
2. ถ้าถูกต้องให้กาเครื่องหมาย ✓ ถ้าไม่ถูกต้องให้ กาเครื่องหมาย x

Instructions: Look, read and put ✓ or x.



Hello!

.....1



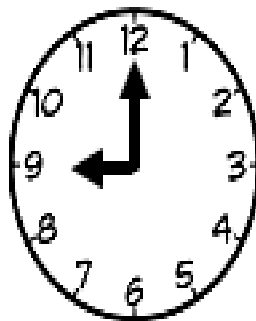
I go shopping at two
o'clock in the afternoon.

.....2



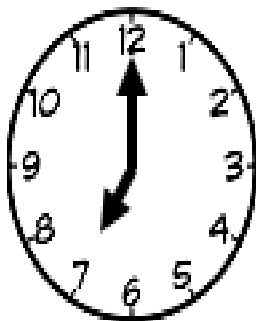

I play volleyball at four
o'clock in the afternoon.

.....3



I go to bed at eight
o'clock at night.

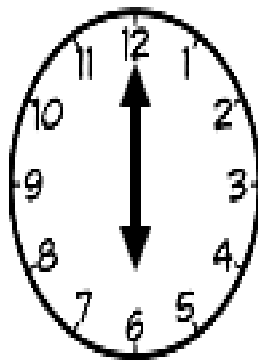
.....4



I watch TV at seven
o'clock in the evening.

ABC

.....5



I go swimming at five
o'clock in the afternoon.

Hello!

အသံအတိုင်း နာမည်ပေးပါ။
 I can read! I can write! I can speak! I can listen!
 I can read! I can write! I can speak! I can listen!

အသံအတိုင်း နာမည်ပေးပါ။

1. နာမည်ပေးပါ။
2. နာမည်ပေးပါ။

Instructions: Fill in the blanks.

1.



I get up at six o'clock
in the morning.

2.



I go to school at ____ o'clock
in the _____.

3.



I play volleyball at three o'clock
in the _____.

4.



I go shopping at ____ o'clock
in the _____.

5.



I go swimming at ____ o'clock
in the _____.

6.



I go to bed at ____ o'clock at
_____.

Hello!



ABC

ใบงานที่ 2 My Wonderful Day

ขั้นตอนการทำกิจกรรม

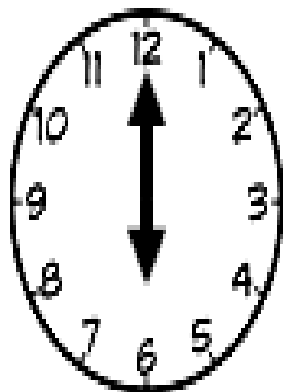

1. ดูภาพ และนาฬิกาบอกเวลา
2. เติมคำเกี่ยวกับเวลา และช่วงเวลาลงในประโยคให้ถูกต้อง

Instructions: Fill in the blank.



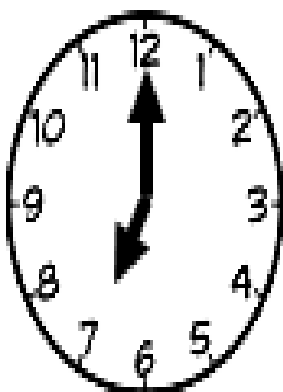

Hello!

1.



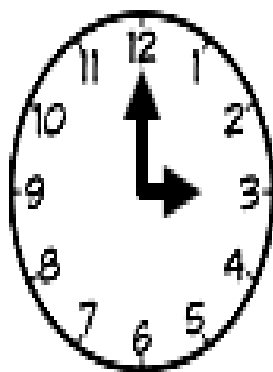

I get up at ...**six**... o'clock
in the ...**morning**...

2.




I go to school at o'clock
in the

3.



I play volleyball at o'clock
in the

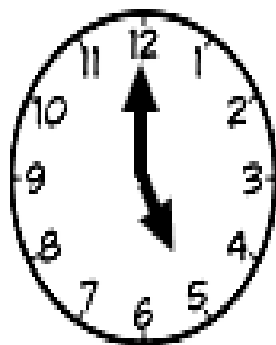
4.



I go shopping at
o'clock in the





5.



I go swimming at
o'clock in the

6.



I go to bed at o'clock
at