

รายวิชา ภาษาอังกฤษ


รหัสวิชา อ14101

ชั้นประถมศึกษาปีที่ 4

ผู้สอน วนิดา หวลวงศ์

เรื่อง **Going to Hospital**

A B C





ABC

# Unit3 Healthy Living

เรื่อง What's the matter?

## Going to Hospital



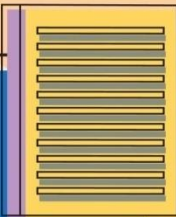




“RELAXING”



# What's the matter?



What's the matter? What's the matter?

What's the matter?

I am sick.

What's the matter?

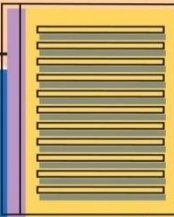
Are you OK? I am sick today.

Oh! No!





# What's the matter?



What's the matter? What's the matter?

What's the matter?

I have a .....

What's the matter?

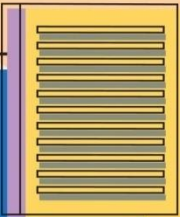
Are you OK? I have a..... today.

Oh! No!





# จุดประสงค์การเรียนรู้




1. นักเรียนสามารถถอดเสียงคำศัพท์เกี่ยวกับอาการเจ็บป่วยได้
2. นักเรียนสามารถบอกความหมายของคำศัพท์ที่เกี่ยวข้องกับอาการเจ็บป่วยได้





# จุดประสงค์การเรียนรู้



3. นักเรียนสามารถเลือกภาพเหตุการณ์ได้  
ตรงตามเนื้อหาที่ฟัง

4. นักเรียนสามารถพูดถามตอบเกี่ยวกับ  
อาการเจ็บป่วยในสถานการณ์จำลองได้





## Health Problems



**YOU**



Do you ... ?

**HAVE A FEVER**



**STOMACH**



Do you ... ?

**HAVE A  
STOMACHACHE**



**THROAT**



Do you ... ?

**HAVE A COUGH**



**THROAT**



Do you ... ?

**HAVE A  
SORE THROAT**





**YOU**



Do you ... ?

**HAVE THE FLU**

[www.bogglesworldesl.com](http://www.bogglesworldesl.com)



**SKIN**



Do you ... ?

**HAVE A RASH**

[www.bogglesworldesl.com](http://www.bogglesworldesl.com)



**EYE**



Do you ... ?

**HAVE A BLACK EYE**

[www.bogglesworldesl.com](http://www.bogglesworldesl.com)



**EYE**



Do you ... ?

**HAVE PINK EYE**





**NOSE**



Do you ... ?

**HAVE A  
NOSEBLEED**

[www.boggletheworld.com](http://www.boggletheworld.com)



**NOSE**



Do you ... ?

**HAVE A  
RUNNY NOSE**



**HEAD**



Do you ... ?

**HAVE A BUMP**



**HEAD**

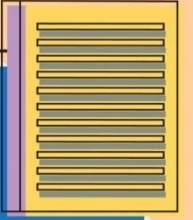


Do you ... ?

**HAVE A  
HEADACHE**



# Let's Play game



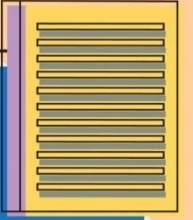
Do you have.....?

Yes, I do.





# Let's Play game



Do you have.....?

No, I don't.



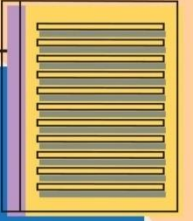




# “VOCABULARY”



# Vocabulary

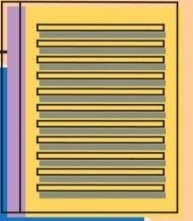


wrist

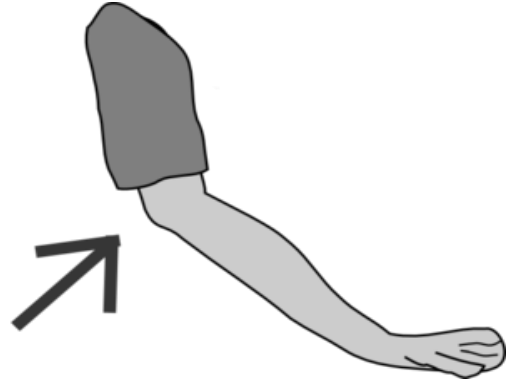




# Vocabulary



wrist

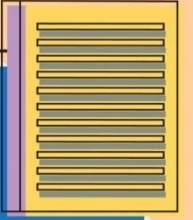


elbow





# Vocabulary



wrist  
elbow



ankle





# Vocabulary

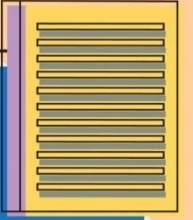
wrist  
elbow  
ankle



wheelchair



# Vocabulary



wrist  
elbow  
ankle  
wheelchair

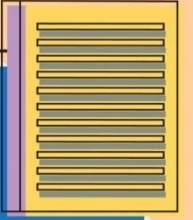


plaster

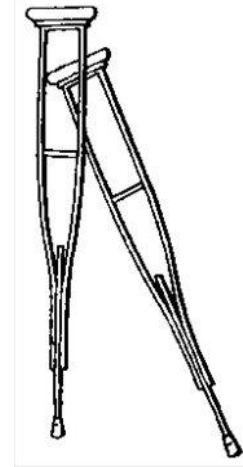





# Vocabulary



wrist  
elbow  
ankle  
Wheelchair  
Plaster  
crutches

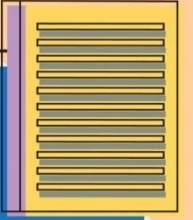


crutches






# Vocabulary



wrist  
elbow  
ankle  
Wheelchair  
Plaster



bandage



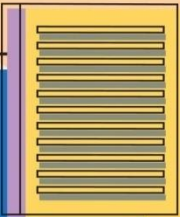


A vibrant field of cosmos flowers in shades of yellow and purple, with green foliage. The word "WRITING" is overlaid in a large, purple, serif font, flanked by quotation marks.

“WRITING”



# Read the sentence.



T : Take a seat.

What's the matter with you?

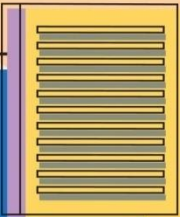
S: I have got ..... .

T: You should ..... .





# You should ..... .



take a rest


go to see a dentist

go to see a doctor





# You should ..... .



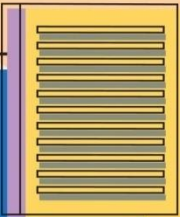
take some medicine

drink a lot of water





# Read the sentence.



T : Take a seat.

What's the matter with you?

S: I have got ..... .

T: You shouldn't ..... .





# Hospital.



Kids vocabulary - Health Problems - hospital play - Learn English for kids

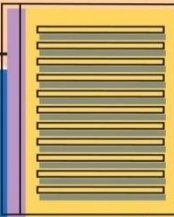




“TALKING”



# Role Play



A: What's the matter with you?

B: I have got a .....

A: I'm sorry to hear that.

You should.....



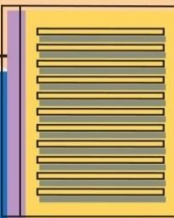


“**THINKING**”





# Answer the questions.



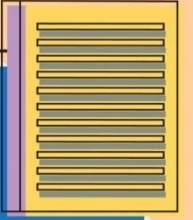
1. Who works in the hospital?
2. What do you use when your leg is broken?
3. What do you use when you have got a wound?

1.(Doctor/Nurse)/2. (Plaster) /3. (Crushes)





# Answer the questions.



4. What is a part of your hand?

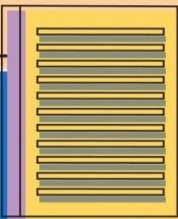
5. What is a part of your leg?

4.(Wrist) 5 Ankle





# ใบงานที่ 1 Going to Hospital



## Instructions:

Listen and choose the correct picture.

เลือกภาพที่ตรงกับประโยคที่ได้ฟัง





เลือกภาพที่ตรงกับประโยคที่ได้ฟัง

① ○

② ○

③ ○

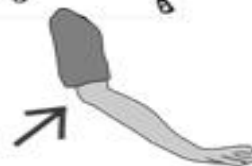
④ ○

⑤ ○

a



b



c



d



e





⑤



⑥



⑦



⑧



I

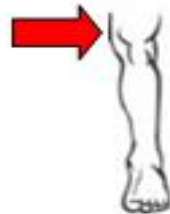
e



f



g



h.





Chant: My Family.

Father and mother, and I make three.

With my sister, We are family.

“  
I'm good.  
I'm great.  
I'm o.k.  
”

ต้นคิดจากครูรู้ปลายทาง

ครูวนิดา หวลวงศ์ / ครูภาษาอังกฤษ ชั้น ป.4